

**Department of Housing and Community Development**

**COMMISSIONER**

Katie Buckley

**DEPUTY COMMISSIONER**

Josh Hanford

**STAFF: 33**



**SUMMARY OF FY 2018 IMPACTS**

**\$17.6 M**

PROGRAM DOLLARS INVESTED

**\$502.2 M**

TOTAL DOLLARS LEVERAGED

**348**

JOBS CREATED OR RETAINED

**5,650**

HOUSING UNITS CREATED OR PRESERVED

**FY 2018 MAJOR DEPARTMENT HIGHLIGHTS**

**VERMONT COMMUNITY DEVELOPMENT PROGRAM**

Administers annual federal allocation of Community Development Block Grants through a statewide competitive grant program addressing local needs in the areas of housing, economic development, public infrastructure and services.

\* Based on 2.2 Persons per Household Assisted



**\$8.0 M**

Program Dollars Invested



**\$126.9 M**

Total Dollars Leveraged



**3,611**

Low-Income Vermonters Assisted\*



**426**

Housing Units Created or Preserved

**COMMUNITY PLANNING AND REVITALIZATION**

Provides training, technical assistance, and funding, and coordinates regional planning efforts, to help communities incent smart growth and working landscapes to bring new vitality to their community centers.

\*\* Based on Populations of Communities Assisted



**\$6.0 M**

Program Dollars Invested



**\$360.6 M**

Total Dollars Leveraged



**362,949**

Vermonters Reached\*\*



**200**

New Jobs Created

**HISTORIC PRESERVATION**

The Division for Historic Preservation (VDHP) is dedicated to identifying, preserving, and interpreting historic resources on behalf of the citizens of the state and promoting them as significant components of our communities.



**\$3.6 M**

Program Dollars Invested



**\$14.7 M**

Total Dollars Leveraged



**65,948**

Annual Number of Visitors at State-owned Historic Sites



**41**

Historic Properties Assisted

**HOUSING**

Coordinates state housing policy through the VT Housing Council and HUD Consolidated Plan. Administers the statutory requirements of the Mobile Home Park Program and administers the VT Charitable Housing Tax Credit.



**\$72,000**

Program Dollars Invested



**\$131,799**

Total Dollars Leveraged



**10,881**

Vermonters Served\*



**4,946**

Housing Units Preserved

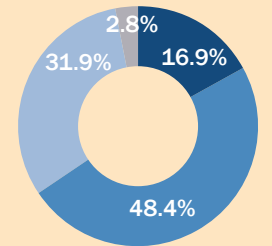
**FY 2020**

PROPOSED GENERAL FUND APPROPRIATION

**\$2.8 M**

**BUDGET**

\$16,275,891  
33 STAFF



- \$2,753,913 General Funds
- \$7,883,744 Federal Funds
- \$5,185,233 Special Funds
- \$453,001 All Other Funds

**Department of Housing and Community Development**

**COMMISSIONER**  
Katie Buckley

**DEPUTY COMMISSIONER**  
Josh Hanford



**SUMMARY OF  
FY 2018 IMPACTS**

**\$8.0 M**  
PROGRAM DOLLARS  
INVESTED

**\$126.9 M**  
TOTAL DOLLARS  
LEVERAGED

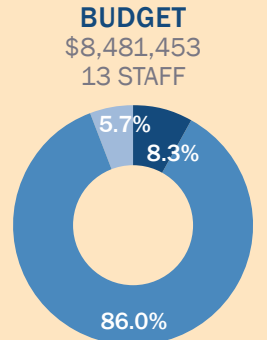
**148**  
JOBS CREATED  
OR RETAINED

**5,372**  
HOUSING UNITS CREATED  
OR PRESERVED

**VERMONT COMMUNITY DEVELOPMENT PROGRAM & HOUSING DIVISION (FY 2018 HIGHLIGHTS)**

<p><b>AFFORDABLE HOUSING</b></p> <p>Grant funding for affordable housing needs including new construction, rehabilitation, preservation, homeownership, multi-family rental, and mobile home parks. <i>* Based on 2.2 Persons per Household Assisted</i></p>	 <b>\$4.6 M</b> Program Dollars Invested	 <b>\$89 M</b> Total Dollars Leveraged	 <b>937</b> Vermonters Served*	 <b>426</b> Housing Units Created or Preserved
<p><b>ECONOMIC DEVELOPMENT GRANTS</b></p> <p>Funding for economic development projects resulting in job creation and retention primarily benefiting low and moderate income residents.</p>	 <b>\$2.3 M</b> Program Dollars Invested	 <b>\$35.6 M</b> Total Dollars Leveraged	 <b>148</b> Direct Jobs Created and Retained	 <b>2</b> Businesses Assisted
<p><b>PUBLIC FACILITY AND SERVICE GRANTS</b></p> <p>Funding for infrastructure, health and safety, public access, and public services needs primarily benefiting low and moderate income residents.</p>	 <b>\$901,000</b> Program Dollars Invested	 <b>\$2.1 M</b> Total Dollars Leveraged	 <b>2,526</b> Vermonters Served by Improved Facilities	 <b>9</b> Communities Served
<p><b>PLANNING GRANTS</b></p> <p>Funding for planning needs in one or more of the VCDP areas of eligibility: housing, economic development, public facilities, and services. <i>** Based on Populations of Communities Assisted</i></p>	 <b>\$130,500</b> Program Dollars Invested	 <b>\$25,336</b> Total Dollars Leveraged	 <b>36,273</b> Vermonters Reached**	 <b>5</b> Communities Served
<p><b>MOBILE HOME PARK PROGRAM</b></p> <p>Coordinates state housing policy. Administers the statutory requirements of the Mobile Home Park Program and administers the VT Charitable Housing Tax Credit.</p>	 <b>\$72,000</b> Program Dollars Invested	 <b>\$131,799</b> Total Dollars Leveraged	 <b>10,881</b> Vermonters Served*	 <b>4,946</b> Housing Units Preserved

**FY 2020**  
PROPOSED GENERAL FUND APPROPRIATION  
**\$705,922**



- \$705,922 General Funds
- \$7,295,200 Federal Funds
- \$480,331 Special Funds

**Department of Housing and Community Development**

**FY 2020**

PROPOSED GENERAL FUND APPROPRIATION

**\$500,347**

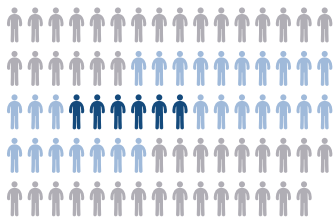
**COMMISSIONER**

Katie Buckley

**DEPUTY COMMISSIONER**

Josh Hanford

**STAFF: 6**



**SUMMARY OF FY 2018 IMPACTS**

**\$6.0 M**

PROGRAM DOLLARS INVESTED

**\$360.6 M**

TOTAL DOLLARS LEVERAGED

**200**

JOBS CREATED OR RETAINED

**213**

HOUSING UNITS CREATED OR PRESERVED

**COMMUNITY PLANNING AND REVITALIZATION (ANNUAL HIGHLIGHTS)**

**DOWNTOWN AND VILLAGE CENTER TAX CREDITS**

The tax incentives support new construction and encourage investments to make older and historic buildings safe and accessible.



**\$2.8 M**

Program Dollars Invested



**\$324 M**

Total Dollars Leveraged



**21**

Tax Credit Projects



**213**

Housing Units Created or Preserved

**DOWNTOWN TRANSPORTATION FUND**

The Downtown Transportation Fund improves sidewalks and other public spaces and stimulates private investment.

*All data for calendar year 2018*



**\$334,274**

Program Dollars Invested



**\$625,128**

Total Dollars Leveraged



**30,967**

Vermonters Served\*



**5**

Communities Served

**DOWNTOWN PROGRAM**

The Downtown Program provides communities with financial incentives, training, and technical assistance supporting local efforts to encourage economic development.

*All Data for calendar year 2017*



**\$2.4 M**

Program Dollars Invested



**\$35.9 M**

Total Dollars Leveraged



**192,097**

Vermonters Reached\*\*



**200**

Net New Jobs Created

**MUNICIPAL PLANNING GRANTS**

Municipal Planning Grants support local planning and community revitalization initiatives that build strong communities and improve Vermonters' quality of life.



**\$450,265**

Program Dollars Invested



**\$115,095**

Total Dollars Leveraged



**139,885**

Vermonters Reached\*\*



**38**

Communities Served

**REGIONAL PLANNING COMMISSIONS**

Twelve Regional Planning Commissions partner with the State to provide technical assistance, access to state programs and resources, and local expertise.



**\$2.9 M**

Program Dollars Invested



**\$8 M**

Total Dollars Leveraged



**625,741**

Vermonters Reached\*\*



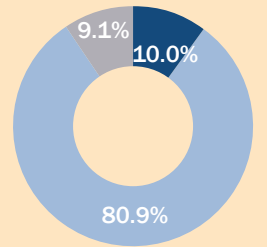
**262**

Communities Served

**BUDGET**

\$4,979,213

6 STAFF




- \$500,347 General Funds
- \$4,025,865 Special Funds
- \$453,001 Other Funds

\* Based on 2.2 Persons per Household Assisted  
 \*\*Based on Populations of Communities Assisted

**Department of Housing and Community Development**

**COMMISSIONER**  
Katie Buckley

**DEPUTY COMMISSIONER**  
Josh Hanford

**STAFF: 14**  


**SUMMARY OF  
FY 2018 IMPACTS**

**\$3.6 M**  
PROGRAM DOLLARS  
INVESTED

**\$14.7 M**  
TOTAL DOLLARS  
LEVERAGED

**124,976**  
PERSONS SERVED

**65**  
HOUSING UNITS CREATED  
OR PRESERVED

**HISTORIC PRESERVATION (FY 2018 HIGHLIGHTS)**

**REHABILITATION  
INVESTMENT TAX CREDITS**

The largest federal program supporting preservation, Historic Tax Credits generate jobs, enhance property values, create affordable housing, and are the most effective programs to promote preservation and community development.



**\$1.8 M**

Program Dollars Invested



**\$11.8 M**

Total Dollars Leveraged



**143**

Vermonters Served



**65**

Housing Units Created or Preserved

**CAPITAL GRANT  
PROGRAMS**

Provided through the Capital Construction Budget, grants provide funds for preservation of municipal buildings, historic agricultural buildings (barn grants), and open the underwater preserves in Lake Champlain.



**\$626,864**

Program Dollars Invested



**\$2.4 M**

Total Dollars Leveraged



**58,885**

Vermonters Reached



**82**

Communities Served

**STATE-OWNED  
HISTORIC SITES**

The Historic Sites Program encourages the discovery and appreciation of the state's rich heritage through the stewardship and interpretation of historic sites that evoke an authentic sense of time and place.



**\$1.2 M**

Program Dollars Invested



**\$508,641**

Total Dollars Leveraged



**65,948**

Annual Number of Visitors at State-owned Historic Sites



**83**

Buildings Owned or Stewarded

**PROJECT REVIEW**

VDHP has a team of 5 reviewing a project's potential impacts to historic buildings, districts, landscapes, and archaeological resources. Reviews are required for projects involving federal funding (Section 106), state involvement (22 VSA chap 14), and Certificates of Public Good.



**261**

Act 250 Projects Reviewed



**52**

Solar, Wind and Energy Projects Reviewed



**94%**

Project Reviews Completed within 30-day Statutory Deadline



**2,075**

Project Applications Cleared

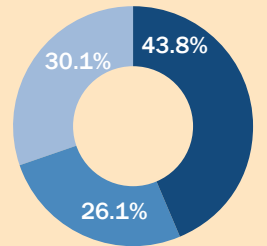
**FY 2020**

PROPOSED GENERAL FUND APPROPRIATION

**\$986,676**

**BUDGET**

\$2,254,257  
14 STAFF



- \$986,676 General Funds
- \$588,544 Federal Funds
- \$679,037 Special Funds